

Grade 4

Read the passage. Then answer questions 1–5.

Milk Carton Birdhouse

Milk cartons are great for holding more than just milk. You can turn one into a "bird carton" that gives birds a place to live.

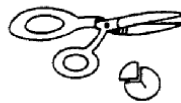
Here are eight things you'll need:

- a 2-quart waxed cardboard milk carton
- scissors
- 20 inches of strong, bendable wire
- 2 nails
- a hammer
- waterproof packing tape
- dried grasses
- ruler or tape measure


Here are eight steps that will turn the carton into a birdhouse:

Step 1 Open the top of the carton and wash it out well with warm water and a brush.

Step 2 On one side of the carton, cut out a circle 1 1/2 inches in diameter. Cut the circle about 2 inches below the bend in the top of the carton.



Step 3 On the opposite side of the carton, poke two holes with a nail. The top hole should be 1/3 of the way down from the bend. The second hole should be about 2/3 of the way down.



Step 4 Thread the wire into the top hole, down the carton on the inside, and out the bottom hole.

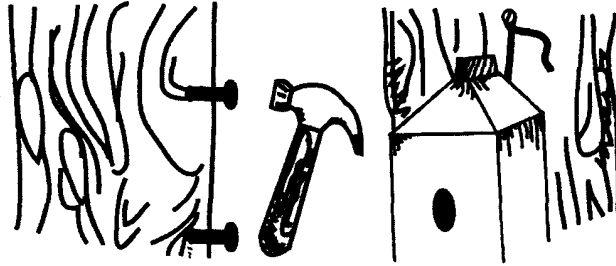


Step 5 Place a bit of dried grass in the bottom of the carton.

Step 6 Fold the top of the carton closed again, and seal it with packing tape.

Step 7 Now put your birdhouse up so birds can move in! Choose a pole or tree in an open area and hammer your nails in. Space them about 2 inches apart.

Step 8 Wrap one end of the wire around each nail so the birdhouse is firmly attached to the pole or tree.



1. What would happen if you left out Step 3?
 - A. The birdhouse could not be hung.
 - B. The birdhouse could no be cleaned.
 - C. Only small birds could get into the birdhouse.
 - D. Birds would not be able to get into the birdhouse.

Answer: A
Indicators: 4-2.2
4-2.6

2. What is the **most** logical reason for the action described in Step 6?
 - A. to help birds enter the birdhouse
 - B. to fasten the birdhouse tightly to the tree
 - C. to help protect the birdhouse from the weather
 - D. to make it easier to put birdseed in the birdhouse

Answer: C
Indicator: 4-2.2

("Milk Carton Birdhouse")

3. According to the passage, which materials are part of the birdhouse?

- A. scissors and hammer
- B. grasses and tape
- C. milk and water
- D. wire and ruler

Answer: B
Indicator: 4–2.6

4. What do the illustrations **best** help explain?

- A. how to wash out the milk carton
- B. how to tape the top of the carton
- C. how to arrange dried grass in the carton
- D. how to make and use the holes in the carton

Answer: D
Indicator: 4–2.6

5. What would be the **best** resource to use to find out which birds might nest in a birdhouse?

- A. a thesaurus entry for bird
- B. an encyclopedia of birds
- C. a dictionary entry for birdhouse
- D. a book of poems about birds

Answer: B
Indicator: 4–6.2